


**American International Institute of Medical Sciences**

**Department Wise Summary - Feb/2020**


<b>Department Name</b>	<b>OPD</b>	<b>Admissions</b>	<b>Discharge</b>	<b>Deaths</b>	<b>Major Surgeries</b>	<b>Minor Surgeries</b>
General Surgery	4370	459	479	2	259	303
Orthopaedic	3035	304	305		107	105
Paediatrics	3151	393	396			
ENT	2275	77	80		43	90
Obs & Gynae	2831	406	408		96	135
Ophthalmology	2232	89	90		54	85
Dermatology	2431	75	72			
General Medicine	5454	1114	1129	7		
Dental	2046	2	1			92
Psychiatry	1351	62	64			
TB & Chest	2056	87	90	1		
Casualty & Trauma	2816	8	7			177
<b>Total</b>	<b>34048</b>	<b>3076</b>	<b>3121</b>	<b>10</b>	<b>559</b>	<b>987</b>

  
**MEDICAL SUPERINTENDENT**  
**GBH General Hospital and**  
**GBH Memorial Cancer Hospital**  
**AIIMS, Udaipur (Raj.)**

<b>American International Institute of Medical Sciences</b>					
<b>OPD Data (New Registration &amp; Follow-ups) - Feb/2020</b>					
	<b>Department</b>	<b>New</b>	<b>Follow-ups</b>	<b>Total</b>	<b>Average</b>
1	General Surgery	2892	1478	4370	174.80
2	Orthopaedic	2074	961	3035	121.40
3	Paediatrics	2218	933	3151	126.04
4	ENT	1349	926	2275	91.00
5	Obs & Gynae	1918	913	2831	113.24
6	Ophthalmology	1314	918	2232	89.28
7	Dermatology	1504	927	2431	97.24
8	General Medicine	3970	1484	5454	218.16
9	Dental	1140	906	2046	81.84
10	Psychiatry	731	620	1351	54.04
11	TB & Chest	1237	819	2056	82.24
	<b>Total</b>	<b>20347</b>	<b>10885</b>	<b>31232</b>	<b>1249.28</b>

<b>Casualty Date</b>	
Casualty & Trauma	<b>2816</b>

<b>OPD Days</b>	
Total Days	<b>29</b>
Holidays	<b>4</b>
OPD Days	<b>25</b>

  
**MEDICAL SUPERINTENDENT**  
 GBH General Hospital and  
 GBH Memorial Cancer Hospital  
 AIIMS, Udaipur (Raj.)

**American International Institute of Medical Sciences**

**IPD Data (Admissions / Discharges / Bed Occupancy / Deaths) - Feb/2020**

<b>Admissions Summary</b>			
	<b>Department</b>	<b>Admissions</b>	<b>Average</b>
1	General Surgery	459	15.83
2	Orthopaedic	304	10.48
3	Paediatrics	393	13.55
4	ENT	77	2.66
5	Obs & Gynae	406	14.00
6	Ophthalmology	89	3.07
7	Dermatology	75	2.59
8	General Medicine	1114	38.41
9	Dental	2	0.07
10	Psychiatry	62	2.14
11	TB & Chest	87	3.00
12	Casualty	8	0.28
	<b>Total</b>	<b>3076</b>	<b>106.07</b>

<b>Discharge Summary</b>			
	<b>Department</b>	<b>Discharges</b>	<b>Average</b>
1	General Surgery	479	16.52
2	Orthopaedic	305	10.52
3	Paediatrics	396	13.66
4	ENT	80	2.76
5	Obs & Gynae	408	14.07
6	Ophthalmology	90	3.10
7	Dermatology	72	2.48
8	General Medicine	1129	38.93
9	Dental	1	0.03
10	Psychiatry	64	2.21
11	TB & Chest	90	3.10
12	Casualty	7	0.24
	<b>Total</b>	<b>3121</b>	<b>107.62</b>

<b>Bed Occupancy</b>		
	<b>Department</b>	<b>Avg Occupancy</b>
1	General Surgery	78.97
2	Orthopaedic	82.15
3	Paediatrics	80.50
4	ENT	88.39
5	Obs & Gynae	81.04
6	Ophthalmology	86.67
7	Dermatology	79.14
8	General Medicine	85.83
9	Psychiatry	83.87
10	TB & Chest	90.48
	<b>Average Occupancy</b>	<b>83.70</b>

<b>Total Deaths</b>	<b>10</b>
---------------------	-----------

  
**MEDICAL SUPERINTENDENT**  
 GBH General Hospital and  
 GBH Memorial Cancer Hospital  
 AIIMS, Udaipur (Raj.)


**American International Institute of Medical Sciences**

**Surgery & Delivery Data - Feb/2020**

<b>Major Surgery</b>			
	<b>Department</b>	<b>Major</b>	<b>Average</b>
1	<b>General Surgery</b>	259	8.93
2	<b>ENT</b>	43	1.48
3	<b>Ophthalmology</b>	54	1.86
4	<b>Othropedics</b>	107	3.69
5	<b>Obs &amp; Gynea</b>	96	3.31
	<b>Total</b>	<b>559</b>	<b>19.28</b>

<b>Minor Surgery</b>			
	<b>Department</b>	<b>Minor</b>	<b>Average</b>
1	<b>General Surgery</b>	303	10.45
2	<b>ENT</b>	90	3.10
3	<b>Ophthalmology</b>	85	2.93
4	<b>Othropedics</b>	105	3.62
5	<b>Obs &amp; Gynea</b>	135	4.66
6	<b>Casualty</b>	177	6.10
7	<b>Dental</b>	92	3.17
	<b>Total</b>	<b>987</b>	<b>34.03</b>


<b>Delivery</b>			
	<b>Department</b>	<b>Delivery</b>	<b>Average</b>
1	<b>Normal Delivery</b>	57	1.97
2	<b>LSCS</b>	23	0.79
	<b>Total</b>	<b>80</b>	<b>2.76</b>

  
**MEDICAL SUPERINTENDENT**  
**GBH General Hospital and**  
**GBH Memorial Cancer Hospital**  
**AIIMS, Udaipur (Raj.)**

**American International Institute of Medical Sciences**


**Radiology & ECG Data - Feb/2020**

		Total	Average
1	X-Ray	5697	196.45
2	Special X-Ray	169	5.83
3	Mamography	51	1.76
4	USG	2325	80.17
5	ECG	2401	82.79
6	CT Scan	270	9.31

  
MEDICAL SUPERINTENDENT  
GBH General Hospital and  
GBH Memorial Cancer Hospital  
AIIMS, Udaipur (Raj.)

<b>American International Institute of Medical Sciences</b>				
<b>Pathology Summary - Feb/2020</b>				
	<b>OPD + EMR</b>	<b>IPD</b>	<b>Total</b>	<b>Average</b>
<b>Microbiology</b>	4580	5836	<b>10416</b>	<b>359.17</b>
<b>Biochemistry</b>	26887	14375	<b>41262</b>	<b>1422.83</b>
<b>Clinical Pathology</b>	14670	8617	<b>23287</b>	<b>803.00</b>
<b>Haematology</b>	32185	37988	<b>70173</b>	<b>2419.76</b>
<b>Histopathology</b>	34	206	<b>240</b>	<b>8.28</b>
<b>Cytopathology</b>	160	91	<b>251</b>	<b>8.66</b>
<b>Serology</b>	8186	362	<b>8548</b>	<b>294.76</b>

<b>Microbiology Details</b>	<b>OPD + EMR</b>	<b>IPD</b>	<b>Total</b>	<b>Average</b>
<b>IMMUNOLOGY</b>	889	658	<b>1547</b>	<b>53.34</b>
<b>MYCOLOGY</b>	80	29	<b>109</b>	<b>3.76</b>
<b>PARASITOLOGY</b>	1313	519	<b>1832</b>	<b>63.17</b>
<b>AFB STAINING</b>	31	245	<b>276</b>	<b>9.52</b>
<b>BACTERIOLOGY</b>	1362	95	<b>1457</b>	<b>50.24</b>
<b>VIROLOGY</b>	905	4290	<b>5195</b>	<b>179.14</b>
<b>Total</b>	<b>4580</b>	<b>5836</b>	<b>10416</b>	<b>359.17</b>

  
**MEDICAL SUPERINTENDENT**  
**GBH General Hospital and**  
**GBH Memorial Cancer Hospital**  
**AIIMS, Udaipur (Raj.)**