


**American International Institute of Medical Sciences**

**Department Wise Summary - Jan/2018**


<b>Department Name</b>	<b>OPD</b>	<b>Admissions</b>	<b>Discharge</b>	<b>Deaths</b>	<b>Major Surgeries</b>	<b>Minor Surgeries</b>
General Surgery	3040	304	308		229	216
Orthopaedic	2266	104	103		56	75
Paediatrics	2143	118	121			
ENT	1242	52	50		19	64
Obs & Gynae	2000	182	179		45	60
Ophthalmology	1231	74	75		45	50
Dermatology	1306	36	36			
General Medicine	3767	329	328	1		
Dental	1250	0	0			79
Psychiatry	1069	32	33			
TB & Chest	1369	51	48			
Casualty & Trauma	1870	1	1			73
<b>Total</b>	<b>22553</b>	<b>1283</b>	<b>1282</b>	<b>1</b>	<b>394</b>	<b>617</b>

  
**MEDICAL SUPERINTENDENT**  
**GBH General Hospital and**  
**GBH Memorial Cancer Hospital**  
**AIIMS, Udaipur (Raj.)**

<b>American International Institute of Medical Sciences</b>					
<b>OPD Data (New Registration &amp; Follow-ups) - Jan/2018</b>					
	<b>Department</b>	<b>New</b>	<b>Follow-ups</b>	<b>Total</b>	<b>Average</b>
1	General Surgery	1899	1141	3040	116.92
2	Orthopaedic	1429	837	2266	87.15
3	Paediatrics	1349	794	2143	82.42
4	ENT	774	468	1242	47.77
5	Obs & Gynae	1313	687	2000	76.92
6	Ophthalmology	772	459	1231	47.35
7	Dermatology	823	483	1306	50.23
8	General Medicine	2511	1256	3767	144.88
9	Dental	804	446	1250	48.08
10	Psychiatry	680	389	1069	41.12
11	TB & Chest	854	515	1369	52.65
	<b>Total</b>	<b>13208</b>	<b>7475</b>	<b>20683</b>	<b>795.50</b>

<b>Casualty Date</b>	
Casualty & Trauma	<b>1870</b>

<b>October-2016 OPD Days</b>	
Total Days	<b>31</b>
Holidays	<b>5</b>
OPD Days	<b>26</b>

  
**MEDICAL SUPERINTENDENT**  
**GBH General Hospital and**  
**GBH Memorial Cancer Hospital**  
**AIIMS, Udaipur (Raj.)**

**American International Institute of Medical Sciences**


**IPD Data (Admissions / Discharges / Bed Occupancy / Deaths) - Jan/2018**

<b>Admissions Summary</b>			
	<b>Department</b>	<b>Admissions</b>	<b>Average</b>
1	General Surgery	304	9.81
2	Orthopaedic	104	3.35
3	Paediatrics	118	3.81
4	ENT	52	1.68
5	Obs & Gynae	182	5.87
6	Ophthalmology	74	2.39
7	Dermatology	36	1.16
8	General Medicine	329	10.61
9	Dental	0	0.00
10	Psychiatry	32	1.03
11	TB & Chest	51	1.65
12	Casualty	1	0.03
	<b>Total</b>	<b>1283</b>	<b>41.39</b>

<b>Discharge Summary</b>			
	<b>Department</b>	<b>Discharges</b>	<b>Average</b>
1	General Surgery	308	9.94
2	Orthopaedic	103	3.32
3	Paediatrics	121	3.90
4	ENT	50	1.61
5	Obs & Gynae	179	5.77
6	Ophthalmology	75	2.42
7	Dermatology	36	1.16
8	General Medicine	328	10.58
9	Dental	0	0.00
10	Psychiatry	33	1.06
11	TB & Chest	48	1.55
12	Casualty	1	0.03
	<b>Total</b>	<b>1282</b>	<b>41.35</b>

<b>Bed Occupancy</b>		
	<b>Department</b>	<b>Avg Occupancy</b>
1	General Surgery	74.66
2	Orthopaedic	69.89
3	Paediatrics	68.82
4	ENT	80.00
5	Obs & Gynae	64.76
6	Ophthalmology	73.23
7	Dermatology	66.13
8	General Medicine	70.65
9	Psychiatry	64.92
10	TB & Chest	81.45
	<b>Average Occupancy</b>	<b>71.45</b>

<b>Total Deaths</b>	<b>1</b>
---------------------	----------

  
**MEDICAL SUPERINTENDENT**  
**GBH General Hospital and**  
**GBH Memorial Cancer Hospital**  
**AIIMS, Udaipur (Raj.)**


**American International Institute of Medical Sciences**

**Surgery & Delivery Data - Jan/2018**

<b>Major Surgery</b>			
	<b>Department</b>	<b>Major</b>	<b>Average</b>
1	<b>General Surgery</b>	229	7.39
2	<b>ENT</b>	19	0.61
3	<b>Ophthalmology</b>	45	1.45
4	<b>Othropedics</b>	56	1.81
5	<b>Obs &amp; Gynea</b>	45	1.45
	<b>Total</b>	<b>394</b>	<b>12.71</b>

<b>Minor Surgery</b>			
	<b>Department</b>	<b>Minor</b>	<b>Average</b>
1	<b>General Surgery</b>	216	6.97
2	<b>ENT</b>	64	2.06
3	<b>Ophthalmology</b>	50	1.61
4	<b>Othropedics</b>	75	2.42
5	<b>Obs &amp; Gynea</b>	60	1.94
6	<b>Casualty</b>	73	2.35
7	<b>Dental</b>	79	2.55
	<b>Total</b>	<b>617</b>	<b>19.90</b>


<b>Delivery</b>			
	<b>Department</b>	<b>Delivery</b>	<b>Average</b>
1	<b>Normal Delivery</b>	31	1.00
2	<b>LSCS</b>	16	0.52
	<b>Total</b>	<b>47</b>	<b>1.52</b>

  
**MEDICAL SUPERINTENDENT**  
**GBH General Hospital and**  
**GBH Memorial Cancer Hospital**  
**AIIMS, Udaipur (Raj.)**

**American International Institute of Medical Sciences**


**Radiology & ECG Data - Jan/2018**

		Total	Average
1	<b>X-Ray</b>	3922	126.52
2	<b>Special X-Ray</b>	111	3.58
3	<b>Mamography</b>	37	1.19
4	<b>USG</b>	1302	42.00
5	<b>ECG</b>	1472	47.48

  
MEDICAL SUPERINTENDENT  
GBH General Hospital and  
GBH Memorial Cancer Hospital  
AIIMS, Udaipur (Raj.)

<b>American International Institute of Medical Sciences</b>				
<b>Pathology Summary - Jan/2018</b>				
	<b>OPD + EMR</b>	<b>IPD</b>	<b>Total</b>	<b>Average</b>
<b>Microbiology</b>	3535	2031	<b>5566</b>	<b>179.55</b>
<b>Biochemistry</b>	18956	5236	<b>24192</b>	<b>780.39</b>
<b>Clinical Pathology</b>	10888	2200	<b>13088</b>	<b>422.19</b>
<b>Haematology</b>	18664	16338	<b>35002</b>	<b>1129.10</b>
<b>Histopathology</b>	34	150	<b>184</b>	<b>5.94</b>
<b>Cytopathology</b>	135	42	<b>177</b>	<b>5.71</b>
<b>Serology</b>	1560	251	<b>1811</b>	<b>58.42</b>

<b>Microbiology Details</b>	<b>OPD + EMR</b>	<b>IPD</b>	<b>Total</b>	<b>Average</b>
<b>IMMUNOLOGY</b>	558	132	<b>690</b>	<b>22.26</b>
<b>MYCOLOGY</b>	33	26	<b>59</b>	<b>1.90</b>
<b>PARASITOLOGY</b>	923	203	<b>1126</b>	<b>36.32</b>
<b>AFB STAINING</b>	25	124	<b>149</b>	<b>4.81</b>
<b>BACTERIOLOGY</b>	1236	113	<b>1349</b>	<b>43.52</b>
<b>VIROLOGY</b>	760	1433	<b>2193</b>	<b>70.74</b>
<b>Total</b>	<b>3535</b>	<b>2031</b>	<b>5566</b>	<b>179.55</b>

  
**MEDICAL SUPERINTENDENT**  
**GBH General Hospital and**  
**GBH Memorial Cancer Hospital**  
**AIIMS, Udaipur (Raj.)**