


**American International Institute of Medical Sciences**

**Department Wise Summary - Jul/2018**


<b>Department Name</b>	<b>OPD</b>	<b>Admissions</b>	<b>Discharge</b>	<b>Deaths</b>	<b>Major Surgeries</b>	<b>Minor Surgeries</b>
General Surgery	3072	289	279	1	207	190
Orthopaedic	2150	95	98		59	77
Paediatrics	1959	139	137			
ENT	1330	47	50		27	45
Obs & Gynae	1951	197	194		61	48
Ophthalmology	1282	42	43		31	52
Dermatology	1439	34	33			
General Medicine	3780	352	349	1		
Dental	1268	3	3			68
Psychiatry	1111	31	30			
TB & Chest	1481	54	52			
Casualty & Trauma	2134	1	1			72
<b>Total</b>	<b>22957</b>	<b>1284</b>	<b>1269</b>	<b>2</b>	<b>385</b>	<b>552</b>

  
**MEDICAL SUPERINTENDENT**  
**GBH General Hospital and**  
**GBH Memorial Cancer Hospital**  
**AIIMS, Udaipur (Raj.)**

<b>American International Institute of Medical Sciences</b>					
<b>OPD Data (New Registration &amp; Follow-ups) - Jul/18</b>					
	<b>Department</b>	<b>New</b>	<b>Follow-ups</b>	<b>Total</b>	<b>Average</b>
1	General Surgery	1934	1138	3072	118.15
2	Orthopaedic	1238	912	2150	82.69
3	Paediatrics	1239	720	1959	75.35
4	ENT	869	461	1330	51.15
5	Obs & Gynae	1278	673	1951	75.04
6	Ophthalmology	814	468	1282	49.31
7	Dermatology	953	486	1439	55.35
8	General Medicine	2558	1222	3780	145.38
9	Dental	839	429	1268	48.77
10	Psychiatry	725	386	1111	42.73
11	TB & Chest	952	529	1481	56.96
	<b>Total</b>	<b>13399</b>	<b>7424</b>	<b>20823</b>	<b>800.88</b>

<b>Casualty Date</b>	
Casualty & Trauma	<b>2134</b>

<b>October-2016 OPD Days</b>	
Total Days	<b>31</b>
Holidays	<b>5</b>
OPD Days	<b>26</b>

  
**MEDICAL SUPERINTENDENT**  
**GBH General Hospital and**  
**GBH Memorial Cancer Hospital**  
**AIIMS, Udaipur (Raj.)**

**American International Institute of Medical Sciences**

**IPD Data (Admissions / Discharges / Bed Occupancy / Deaths) - Jul/2018**

**Admissions Summary**

	Department	Admissions	Average
1	General Surgery	289	9.32
2	Orthopaedic	95	3.06
3	Paediatrics	139	4.48
4	ENT	47	1.52
5	Obs & Gynae	197	6.35
6	Ophthalmology	42	1.35
7	Dermatology	34	1.10
8	General Medicine	352	11.35
9	Dental	3	0.10
10	Psychiatry	31	1.00
11	TB & Chest	54	1.74
12	Casualty	1	0.03
	<b>Total</b>	<b>1284</b>	<b>41.42</b>


**Discharge Summary**

	Department	Discharges	Average
1	General Surgery	279	9.00
2	Orthopaedic	98	3.16
3	Paediatrics	137	4.42
4	ENT	50	1.61
5	Obs & Gynae	194	6.26
6	Ophthalmology	43	1.39
7	Dermatology	33	1.06
8	General Medicine	349	11.26
9	Dental	3	0.10
10	Psychiatry	30	0.97
11	TB & Chest	52	1.68
12	Casualty	1	0.03
	<b>Total</b>	<b>1269</b>	<b>40.94</b>

**Bed Occupancy**

	Department	Avg Occupancy
1	General Surgery	78.96
2	Orthopaedic	74.52
3	Paediatrics	75.54
4	ENT	78.06
5	Obs & Gynae	72.34
6	Ophthalmology	68.39
7	Dermatology	70.16
8	General Medicine	72.80
9	Psychiatry	66.94
10	TB & Chest	79.84
	<b>Average Occupancy</b>	<b>73.76</b>

<b>Total Deaths</b>	<b>2</b>
---------------------	----------

  
**MEDICAL SUPERINTENDENT**  
**GBH General Hospital and**  
**GBH Memorial Cancer Hospital**  
**AIIMS, Udaipur (Raj.)**


**American International Institute of Medical Sciences**

**Surgery & Delivery Data - Jul/2018**

<b>Major Surgery</b>			
	<b>Department</b>	<b>Major</b>	<b>Average</b>
1	<b>General Surgery</b>	207	6.68
2	<b>ENT</b>	27	0.87
3	<b>Ophthalmology</b>	31	1.00
4	<b>Othropedics</b>	59	1.90
5	<b>Obs &amp; Gynea</b>	61	1.97
	<b>Total</b>	<b>385</b>	<b>12.42</b>

<b>Minor Surgery</b>			
	<b>Department</b>	<b>Minor</b>	<b>Average</b>
1	<b>General Surgery</b>	190	6.13
2	<b>ENT</b>	45	1.45
3	<b>Ophthalmology</b>	52	1.68
4	<b>Othropedics</b>	77	2.48
5	<b>Obs &amp; Gynea</b>	48	1.55
6	<b>Casualty</b>	72	2.32
7	<b>Dental</b>	68	2.19
	<b>Total</b>	<b>552</b>	<b>17.81</b>


<b>Delivery</b>			
	<b>Department</b>	<b>Delivery</b>	<b>Average</b>
1	<b>Normal Delivery</b>	39	1.26
2	<b>LSCS</b>	19	0.61
	<b>Total</b>	<b>58</b>	<b>1.87</b>

  
**MEDICAL SUPERINTENDENT**  
**GBH General Hospital and**  
**GBH Memorial Cancer Hospital**  
**AIIMS, Udaipur (Raj.)**

**American International Institute of Medical Sciences**


**Radiology & ECG Data - Jul/2018**

		Total	Average
1	X-Ray	3991	128.74
2	Special X-Ray	142	4.58
3	Mamography	28	0.90
4	USG	1473	47.52
5	ECG	1692	54.58
6	CT Scan	128	4.13

  
MEDICAL SUPERINTENDENT  
GBH General Hospital and  
GBH Memorial Cancer Hospital  
AIIMS, Udaipur (Raj.)

<b>American International Institute of Medical Sciences</b>				
<b>Pathology Summary - Jul/2018</b>				
	<b>OPD + EMR</b>	<b>IPD</b>	<b>Total</b>	<b>Average</b>
<b>Microbiology</b>	4514	2133	<b>6647</b>	<b>214.42</b>
<b>Biochemistry</b>	21932	5867	<b>27799</b>	<b>896.74</b>
<b>Clinical Pathology</b>	14433	2721	<b>17154</b>	<b>553.35</b>
<b>Haematology</b>	21170	17001	<b>38171</b>	<b>1231.32</b>
<b>Histopathology</b>	51	148	<b>199</b>	<b>6.42</b>
<b>Cytopathology</b>	133	58	<b>191</b>	<b>6.16</b>
<b>Serology</b>	1852	226	<b>2078</b>	<b>67.03</b>

<b>Microbiology Details</b>	<b>OPD + EMR</b>	<b>IPD</b>	<b>Total</b>	<b>Average</b>
<b>IMMUNOLOGY</b>	608	152	<b>760</b>	<b>24.52</b>
<b>MYCOLOGY</b>	66	21	<b>87</b>	<b>2.81</b>
<b>PARASITOLOGY</b>	1221	238	<b>1459</b>	<b>47.06</b>
<b>AFB STAINING</b>	18	91	<b>109</b>	<b>3.52</b>
<b>BACTERIOLOGY</b>	1554	64	<b>1618</b>	<b>52.19</b>
<b>VIROLOGY</b>	1047	1567	<b>2614</b>	<b>84.32</b>
<b>Total</b>	<b>4514</b>	<b>2133</b>	<b>6647</b>	<b>214.42</b>

  
**MEDICAL SUPERINTENDENT**  
**GBH General Hospital and**  
**GBH Memorial Cancer Hospital**  
**AIIMS, Udaipur (Raj.)**