


**American International Institute of Medical Sciences**

**Department Wise Summary - Oct/2018**


<b>Department Name</b>	<b>OPD</b>	<b>Admissions</b>	<b>Discharge</b>	<b>Deaths</b>	<b>Major Surgeries</b>	<b>Minor Surgeries</b>
General Surgery	3774	335	335		230	281
Orthopaedic	2631	159	161		88	98
Paediatrics	2447	222	220			
ENT	1759	84	85		41	88
Obs & Gynae	2388	293	290		84	110
Ophthalmology	1701	92	91		46	58
Dermatology	2000	51	52			
General Medicine	4542	960	955	5		
Dental	1565	2	3			72
Psychiatry	1634	46	45			
TB & Chest	2125	54	54			
Casualty & Trauma	2212	1	1			71
<b>Total</b>	<b>28778</b>	<b>2299</b>	<b>2292</b>	<b>5</b>	<b>489</b>	<b>778</b>

  
**MEDICAL SUPERINTENDENT**  
**GBH General Hospital and**  
**GBH Memorial Cancer Hospital**  
**AIIMS, Udaipur (Raj.)**

<b>American International Institute of Medical Sciences</b>					
<b>OPD Data (New Registration &amp; Follow-ups) - Oct/18</b>					
	<b>Department</b>	<b>New</b>	<b>Follow-ups</b>	<b>Total</b>	<b>Average</b>
1	General Surgery	2515	1259	3774	145.15
2	Orthopaedic	1498	1133	2631	101.19
3	Paediatrics	1567	880	2447	94.12
4	ENT	1047	712	1759	67.65
5	Obs & Gynae	1373	1015	2388	91.85
6	Ophthalmology	996	705	1701	65.42
7	Dermatology	1220	780	2000	76.92
8	General Medicine	2978	1564	4542	174.69
9	Dental	1096	469	1565	60.19
10	Psychiatry	974	660	1634	62.85
11	TB & Chest	1264	861	2125	81.73
	<b>Total</b>	<b>16528</b>	<b>10038</b>	<b>26566</b>	<b>1021.77</b>

<b>Casualty Date</b>	
Casualty & Trauma	<b>2212</b>

<b>October-2016 OPD Days</b>	
Total Days	<b>31</b>
Holidays	<b>5</b>
OPD Days	<b>26</b>

  
**MEDICAL SUPERINTENDENT**  
 GBH General Hospital and  
 GBH Memorial Cancer Hospital  
 AIIMS, Udaipur (Raj.)

**American International Institute of Medical Sciences**


**IPD Data (Admissions / Discharges / Bed Occupancy / Deaths) - Oct/2018**

<b>Admissions Summary</b>			
	<b>Department</b>	<b>Admissions</b>	<b>Average</b>
1	General Surgery	335	10.81
2	Orthopaedic	159	5.13
3	Paediatrics	222	7.16
4	ENT	84	2.71
5	Obs & Gynae	293	9.45
6	Ophthalmology	92	2.97
7	Dermatology	51	1.65
8	General Medicine	960	30.97
9	Dental	2	0.06
10	Psychiatry	46	1.48
11	TB & Chest	54	1.74
12	Casualty	1	0.03
	<b>Total</b>	<b>2299</b>	<b>74.16</b>

<b>Discharge Summary</b>			
	<b>Department</b>	<b>Discharges</b>	<b>Average</b>
1	General Surgery	335	10.81
2	Orthopaedic	161	5.19
3	Paediatrics	220	7.10
4	ENT	85	2.74
5	Obs & Gynae	290	9.35
6	Ophthalmology	91	2.94
7	Dermatology	52	1.68
8	General Medicine	955	30.81
9	Dental	3	0.10
10	Psychiatry	45	1.45
11	TB & Chest	54	1.74
12	Casualty	1	0.03
	<b>Total</b>	<b>2292</b>	<b>73.94</b>

<b>Bed Occupancy</b>		
	<b>Department</b>	<b>Avg Occupancy</b>
1	General Surgery	79.52
2	Orthopaedic	81.79
3	Paediatrics	78.85
4	ENT	82.79
5	Obs & Gynae	79.03
6	Ophthalmology	81.29
7	Dermatology	82.58
8	General Medicine	80.81
9	Psychiatry	81.61
10	TB & Chest	84.19
	<b>Average Occupancy</b>	<b>81.25</b>

<b>Total Deaths</b>	<b>5</b>
---------------------	----------

  
**MEDICAL SUPERINTENDENT**  
**GBH General Hospital and**  
**GBH Memorial Cancer Hospital**  
**AIIMS, Udaipur (Raj.)**


**American International Institute of Medical Sciences**

**Surgery & Delivery Data - Oct/2018**

<b>Major Surgery</b>			
	<b>Department</b>	<b>Major</b>	<b>Average</b>
1	<b>General Surgery</b>	230	7.42
2	<b>ENT</b>	41	1.32
3	<b>Ophthalmology</b>	46	1.48
4	<b>Othropedics</b>	88	2.84
5	<b>Obs &amp; Gynea</b>	84	2.71
	<b>Total</b>	<b>489</b>	<b>15.77</b>

<b>Minor Surgery</b>			
	<b>Department</b>	<b>Minor</b>	<b>Average</b>
1	<b>General Surgery</b>	281	9.06
2	<b>ENT</b>	88	2.84
3	<b>Ophthalmology</b>	58	1.87
4	<b>Othropedics</b>	98	3.16
5	<b>Obs &amp; Gynea</b>	110	3.55
6	<b>Casualty</b>	71	2.29
7	<b>Dental</b>	72	2.32
	<b>Total</b>	<b>778</b>	<b>25.10</b>


<b>Delivery</b>			
	<b>Department</b>	<b>Delivery</b>	<b>Average</b>
1	<b>Normal Delivery</b>	52	1.68
2	<b>LSCS</b>	23	0.74
	<b>Total</b>	<b>75</b>	<b>2.42</b>

  
**MEDICAL SUPERINTENDENT**  
**GBH General Hospital and**  
**GBH Memorial Cancer Hospital**  
**AIIMS, Udaipur (Raj.)**

**American International Institute of Medical Sciences**


**Radiology & ECG Data - Oct/2018**

		Total	Average
1	X-Ray	3919	126.42
2	Special X-Ray	146	4.71
3	Mamography	28	0.90
4	USG	1749	56.42
5	ECG	1839	59.32
6	CT Scan	117	3.77

  
MEDICAL SUPERINTENDENT  
GBH General Hospital and  
GBH Memorial Cancer Hospital  
AIIMS, Udaipur (Raj.)

<b>American International Institute of Medical Sciences</b>				
<b>Pathology Summary - Oct/2018</b>				
	<b>OPD + EMR</b>	<b>IPD</b>	<b>Total</b>	<b>Average</b>
<b>Microbiology</b>	4556	3203	<b>7759</b>	<b>250.29</b>
<b>Biochemistry</b>	21522	8111	<b>29633</b>	<b>955.90</b>
<b>Clinical Pathology</b>	15105	3881	<b>18986</b>	<b>612.45</b>
<b>Haematology</b>	23847	26933	<b>50780</b>	<b>1638.06</b>
<b>Histopathology</b>	28	188	<b>216</b>	<b>6.97</b>
<b>Cytopathology</b>	108	69	<b>177</b>	<b>5.71</b>
<b>Serology</b>	1990	307	<b>2297</b>	<b>74.10</b>

<b>Microbiology Details</b>	<b>OPD + EMR</b>	<b>IPD</b>	<b>Total</b>	<b>Average</b>
<b>IMMUNOLOGY</b>	494	183	<b>677</b>	<b>21.84</b>
<b>MYCOLOGY</b>	59	30	<b>89</b>	<b>2.87</b>
<b>PARASITOLOGY</b>	1213	357	<b>1570</b>	<b>50.65</b>
<b>AFB STAINING</b>	26	213	<b>239</b>	<b>7.71</b>
<b>BACTERIOLOGY</b>	1709	109	<b>1818</b>	<b>58.65</b>
<b>VIROLOGY</b>	1055	2311	<b>3366</b>	<b>108.58</b>
<b>Total</b>	<b>4556</b>	<b>3203</b>	<b>7759</b>	<b>250.29</b>

  
**MEDICAL SUPERINTENDENT**  
**GBH General Hospital and**  
**GBH Memorial Cancer Hospital**  
**AIIMS, Udaipur (Raj.)**